



The **WISE** Choice



Sealed  
Maintenance Free



Superior  
Quality



Low  
Corrosion



Longer  
Life

A U T O M O T I V E B A T T E R Y



## Why Choose **Eastman**

**Customer-Centric Excellence:** Where You Come First, Every Time.

Our customers are the heartbeat, igniting our commitment to providing products and services that deeply resonate, bringing both genuine benefit and inspiration.

**Premium Quality Assurance:** Performance Unleashed, Quality Assured.

Eastman ensures the finest components for optimal performance. Our 12-step quality control ensures unparalleled quality, leading to one of the industry's lowest claim ratios.

**Unmatched Variety of Automotive Batteries:** Powering Your Drive, Tailored to Your Needs.

Whether you own a fleet or a private car, Eastman provides the perfect battery solution. Our diverse range caters to all, ensuring cost-effectiveness and reliability for every journey.

**Continuous Evolution:** Innovation Never Rests, Neither Do We.

Eastman goes beyond mere growth, focusing on continuous improvement in technology and features. Our commitment to environmental friendliness ensures a sustainable and evolving product line.

**Support and Service:** More Than Service, It's a Connection

Our support and service stand as pillars of this heartfelt dedication, ensuring your journey with Eastman is not just a transaction but an emotional connection.

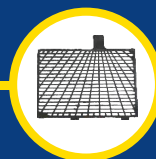
**Trust Eastman for Excellence and Sustainability:** Driving Trust, Shaping Tomorrow.

Eastman is your partner for a journey fuelled by excellence and sustainability.


Trust us to deliver products that not only meet your expectations but also contribute to a greener, more sustainable future.

## OUT-PERFORMING STATE-OF-THE-ART TECHNOLOGY

- The positive plate is made using **grid cast technology**.
- The negative plate is made using **expanded grid technology**.
- Thicker grid which leads to a longer life of the battery as compared to competition, which also results to **low corrosion**.



Advanced  
Grid Design



Glass Mat  
Assembly



Positive Plate  
Hybrid Grid Casting

- Delivers higher corrosion resistance and has a **longer life span** at high temperature due to the high content of Sn (tin) in the grid alloy.
- Made with **C21 alloy technology**.
- **Double clad separation**-high reliability and life expectancy.
- Special side vented cover design – **Excellent spill – resistant** characteristics.



**MADE IN KOREA**

**PASSENGER CAR BATTERIES**

Sr.No.	Model No.	AH	Dimension (mm, L x W x H)	CCA	Cell Layout	Terminal Shape	Base Hold	Pallet Qty
1	42B19L	35	187 X 127 X 226(mm)	300	0	SMALL	OPTIONAL	148
2	42B19R	35	187 X 127 X 226(mm)	300	1	SMALL	OPTIONAL	148
3	44B24L	40	238 X 129 X 225(mm)	300	0	SMALL	OPTIONAL	112
4	44B24LS	40	238 X 129 X 225(mm)	300	0	STANDARD	OPTIONAL	112
5	44B24RS	40	238 X 129 X 225(mm)	300	1	SMALL	OPTIONAL	112
6	44B24RS	40	238 X 129 X 225(mm)	300	1	STANDARD	OPTIONAL	112
7	55B24L	45	238 X 129 X 225(mm)	430	0	SMALL	OPTIONAL	112
8	55B24LS	45	238 X 129 X 225(mm)	430	0	STANDARD	OPTIONAL	112
9	55B24R	45	238 X 129 X 225(mm)	430	1	SMALL	OPTIONAL	112
10	55B24RS	45	238 X 129 X 225(mm)	430	1	STANDARD	OPTIONAL	112
11	50D20L	50	202 X 173 X 225(mm)	450	0	STANDARD	OPTIONAL	104
12	55D23L	60	232 X 173 X 225(mm)	500	0	STANDARD	OPTIONAL	88
13	55D23R	60	232 X 173 X 225(mm)	500	1	STANDARD	OPTIONAL	88
14	75D23L	65	232 X 173 X 225(mm)	580	0	STANDARD	OPTIONAL	88
15	75D23R	65	232 X 173 X 225(mm)	580	1	STANDARD	OPTIONAL	88
16	48D26L	50	260 X 173 X 222(mm)	420	0	STANDARD	OPTIONAL	80
17	48D26R	50	260 X 173 X 222(mm)	420	1	STANDARD	OPTIONAL	80
18	55D26L	60	260 X 173 X 222(mm)	500	0	STANDARD	OPTIONAL	80
19	55D26R	60	260 X 173 X 222(mm)	500	1	STANDARD	OPTIONAL	80
20	80D26L	70	260 X 173 X 222(mm)	600	0	STANDARD	OPTIONAL	80
21	80D26R	70	260 X 173 X 222(mm)	600	1	STANDARD	OPTIONAL	80
22	NX110-5ZL	75	260 X 173 X 222(mm)	640	0	STANDARD	OPTIONAL	80
23	NX110-5Z	75	260 X 173 X 222(mm)	640	1	STANDARD	OPTIONAL	80
24	65D31L	70	303 X 173 X 225(mm)	560	0	STANDARD	OPTIONAL	72
25	65D31R	70	303 X 173 X 225(mm)	560	1	STANDARD	OPTIONAL	72
26	95D31L	80	303 X 173 X 225(mm)	680	0	STANDARD	OPTIONAL	72
27	95D31R	80	303 X 173 X 225(mm)	680	1	STANDARD	OPTIONAL	72
28	105D31L	90	303 X 173 X 225(mm)	780	0	STANDARD	OPTIONAL	72
29	105D31R	90	303 X 173 X 225(mm)	780	1	STANDARD	OPTIONAL	72
30	115D31L	95	303 X 173 X 225(mm)	790	0	STANDARD	OPTIONAL	72
31	115D31R	95	303 X 173 X 225(mm)	790	1	STANDARD	OPTIONAL	72
32	125D31L	100	303 X 173 X 225(mm)	790	0	STANDARD	OPTIONAL	72
33	125D31R	100	303 X 173 X 225(mm)	790	1	STANDARD	OPTIONAL	72
34	54018	40	175 X 175 X 190(mm)	350	0	STANDARD	APPLIED	120
35	56529	35	208 X 175 X 175(mm)	340	0	STANDARD	APPLIED	130
36	54459	44	208 X 175 X 190(mm)	350	0	STANDARD	APPLIED	130
37	55054	50	208 X 175 X 190(mm)	420	0	STANDARD	APPLIED	130
38	55559	55	245 X 175 X 190(mm)	480	0	STANDARD	APPLIED	110
39	56219	62	245 X 175 X 190(mm)	510	0	STANDARD	APPLIED	110
40	56217	62	245 X 175 X 190(mm)	510	1	STANDARD	APPLIED	110
41	56048	60	269 X 174 X 226(mm)	500	0	STANDARD	APPLIED	80
42	56068	60	269 X 174 X 226(mm)	500	1	STANDARD	APPLIED	80
43	57029	70	269 X 174 X 226(mm)	560	0	STANDARD	APPLIED	80
44	56530	65	277 X 175 X 175(mm)	580	0	STANDARD	APPLIED	90
45	57113	71	277 X 175 X 175(mm)	620	0	STANDARD	APPLIED	90
46	56638	66	277 X 175 X 190(mm)	580	0	STANDARD	APPLIED	90
47	57220	72	277 X 175 X 190(mm)	620	0	STANDARD	APPLIED	90
48	57412	74	277 X 175 X 190(mm)	620	0	STANDARD	APPLIED	90
49	57413	74	277 X 175 X 190(mm)	620	1	STANDARD	APPLIED	90
50	58014	80	277 X 175 X 175(mm)	730	0	STANDARD	APPLIED	90
51	59042	90	315 X 175 X 190(mm)	780	0	STANDARD	APPLIED	90
52	59015	90	315 X 175 X 175(mm)	820	0	STANDARD	APPLIED	75
53	58827	88	353 X 175 X 190(mm)	730	0	STANDARD	APPLIED	75
54	60044	100	353 X 175 X 190(mm)	850	0	STANDARD	APPLIED	75
55	50AL	40	208 X 171 X 205(mm)	520	0	STANDARD	APPLIED	104
56	50AR	40	208 X 171 X 205(mm)	520	1	STANDARD	APPLIED	104
57	60AL	55	231 X 171 X 205(mm)	660	0	STANDARD	APPLIED	96
58	60AR	55	231 X 171 X 205(mm)	660	1	STANDARD	APPLIED	96
59	78-770	70	260 X 179 X 185(mm)	770	1	SIDE	APPLIED	80
60	48-700	85	277 X 175 X 190(mm)	690	1	STANDARD	APPLIED	90
61	94R-750	90	315 X 175 X 190(mm)	750	0	STANDARD	APPLIED	90

**HEAVY DUTY COMMERCIAL BATTERIES**

Sr.No.	Model No.	AH	Dimension (mm, L x W x H)	CCA	Cell Layout	Terminal Shape	Base Hold	Pallet Qty
62	1000LA	100	330 X 173 X 240(mm)	870	0	STANDARD	X	60
63	1000RA	100	330 X 173 X 240(mm)	870	1	STANDARD	X	60
64	1000LS	100	330 X 173 X 240(mm)	870	0	STUD	X	60
65	1000RS	100	330 X 173 X 240(mm)	870	1	STUD	X	60
66	95E41R	100	410 X 175 X 235(mm)	830	1	STANDARD	X	48
67	95E41L	100	410 X 175 X 235(mm)	830	0	STANDARD	X	48
68	MF120	120	505 X 183 X 240(mm)	850	D	STANDARD	X	40
69	MF120L	120	505 X 183 X 240(mm)	850	E	STANDARD	X	40
70	MF135	135	508 X 222 X 241(mm)	850	D	STANDARD	X	32
71	MF135L	135	508 X 222 X 241(mm)	850	E	STANDARD	X	32
72	HMF150	150	508 X 222 X 241(mm)	1000	D	STANDARD	X	32
73	HMF150L	150	508 X 222 X 241(mm)	1000	E	STANDARD	X	32

# AUTOMOTIVE BATTERY SPECIFICATION



**MADE IN KOREA**

## HEAVY DUTY COMMERCIAL BATTERIES

Sr.No.	Model No.	AH	Dimension (mm, L x W x H)	CCA	Cell Layout	Terminal Shape	Base Hold	Pallet Qty
74	MF170	170	508 X 222 X 213(mm)	1000	D	STANDARD	X	32
75	MF170L	170	508 X 222 X 213(mm)	1000	E	STANDARD	X	32
76	HMF200	200	522 X 279 X 220(mm)	1200	D	STANDARD	X	24
77	HMF200L	200	522 X 279 X 220(mm)	1200	E	STANDARD	X	24
78	63530	135	513 X 189 X 223(mm)	850	E	STANDARD	X	36
79	64020	140	513 X 189 X 223(mm)	950	E	STANDARD	X	36
80	67018	170	513 X 224 X 218(mm)	1000	E	STANDARD	X	32
81	68032	180	513 X 224 X 218(mm)	1100	E	STANDARD	X	32
82	68021	180	518 X 276 X 239(mm)	1100	E	STANDARD	X	24
83	70027	200	518 X 276 X 239(mm)	1050	E	STANDARD	X	24
84	73011	230	518 X 276 X 239(mm)	1200	E	STANDARD	X	24
85	31-1000S	110	330 X 173 X 239(mm)	1000	1	STUD	X	60
86	31-1000A	110	330 X 173 X 239(mm)	1000	1	STANDARD	X	60

## EFB STANDARD & EFB SMART BATTERIES

Sr.No.	Model No.	AH	Dimension (mm, L x W x H)	CCA	Cell Layout	Terminal Shape	Base Hold	Pallet Qty
87	EFB K42L	35	187 X 127 X 223(mm)	370	0	SMALL	OPTIONAL	148
88	EFB K42LS	35	187 X 127 X 223(mm)	370	0	STANDARD	OPTIONAL	148
89	EFB N55L	55	238 X 129 X 223(mm)	460	0	SMALL	OPTIONAL	112
90	EFB N55LS	55	238 X 129 X 223(mm)	460	0	STANDARD	OPTIONAL	112
91	EFB Q85L	65	232 X 173 X 225(mm)	550	0	STANDARD	OPTIONAL	88
92	EFB S95L	70	260 X 174 X 225(mm)	680	0	STANDARD	OPTIONAL	80
93	EFB T110L	95	304 X 172 X 225(mm)	760	0	STANDARD	OPTIONAL	72
94	EFB LN1	50	208 X 175 X 190(mm)	480	0	STANDARD	B3	130
95	EFB LN2	60	245 X 175 X 190(mm)	560	0	STANDARD	B3	110
96	EFB LBN3	65	277 X 175 X 175(mm)	650	0	STANDARD	B3	90
97	EFB LN3	70	277 X 175 X 190(mm)	650	0	STANDARD	B3	90
98	EFB LBN4	75	315 X 175 X 175(mm)	730	0	STANDARD	B3	90
99	EFB LN4	80	315 X 175 X 190(mm)	730	0	STANDARD	B3	90
100	EFB LN5	95	353 X 175 X 190(mm)	850	0	STANDARD	B3	75
101	EFB K42L (SMART)	35	187 X 127 X 223(mm)	300	0	SMALL	OPTIONAL	148
102	EFB K42LS (SMART)	35	187 X 127 X 223(mm)	300	0	STANDARD	OPTIONAL	148
103	EFB N55L (SMART)	45	238 X 129 X 223(mm)	430	0	SMALL	OPTIONAL	112
104	EFB N55LS (SMART)	45	238 X 129 X 223(mm)	430	0	STANDARD	OPTIONAL	112
105	EFB Q85L (SMART)	60	232 X 173 X 225(mm)	500	0	STANDARD	OPTIONAL	88
106	EFB S95L (SMART)	70	260 X 174 X 225(mm)	600	0	STANDARD	OPTIONAL	80
107	EFB T110L (SMART)	90	304 X 172 X 225(mm)	710	0	STANDARD	OPTIONAL	72
108	EFB LN1 (SMART-44)	44	208 X 175 X 190(mm)	350	0	STANDARD	B3	130
109	EFB LN2 (SMART-55)	55	245 X 175 X 190(mm)	480	0	STANDARD	B3	110
110	EFB LN3 (SMART-66)	66	277 X 175 X 190(mm)	580	0	STANDARD	B3	90
111	EFB LN5 (SMART-100)	100	353 X 175 X 190(mm)	850	0	STANDARD	B3	72

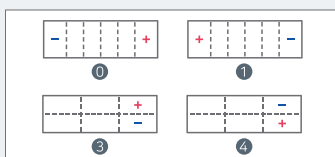
## AGM BATTERIES

Sr.No.	Model No.	AH	Dimension (mm, L x W x H)	CCA	Cell Layout	Terminal Shape	Base Hold	Pallet Qty
112	AGM L1-50	50	208 X 175 X 190(mm)	560	0	STANDARD	B3	100
113	AGM L2-60	60	245 X 175 X 190(mm)	640	0	STANDARD	B3	80
114	AGM L3-70	70	277 X 175 X 190(mm)	760	0	STANDARD	B3	72
115	AGM L4-80	80	277 X 175 X 190(mm)	800	0	STANDARD	B3	72
116	AGM L5-95	95	353 X 175 X 190(mm)	850	0	STANDARD	B3	60
117	AGM L6-105	105	393 X 175 X 190(mm)	950	0	STANDARD	B3	48

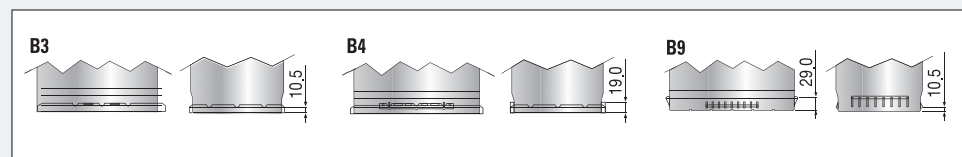
## GENERAL UTILITY & MARINE BATTERIES

Sr.No.	Model No.	AH	Dimension (mm, L x W x H)	CCA	Cell Layout	Terminal Shape	Base Hold	Pallet Qty
118	24MS-680	80	260 X 174 X 222(mm)	680	1	MARINE	APPLIED	80
119	27MS-730	85	304 X 173 X 225(mm)	730	1	MARINE	APPLIED	72
120	31HC-850S	108	330 X 173 X 217(mm)	850	1	STUD	X	60
121	31HC-850A	108	330 X 173 X 217(mm)	850	1	STANDARD	X	60

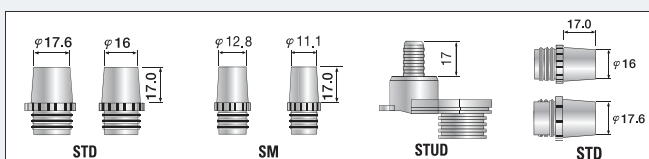
### Layout for JIS and DIN



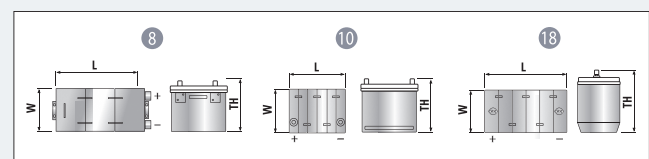
### Base Hold Down



### Terminal Type



### BCI Cell Layout



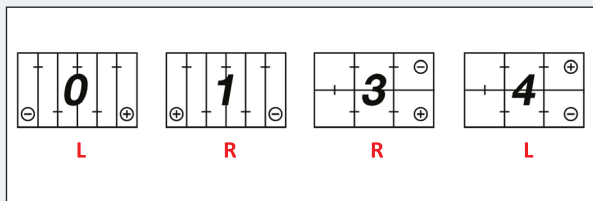
**MADE IN MALAYSIA**

JIS BATTERIES									
Sr.No.	Model No.	AH	Dimension (mm, L x W x H)	CCA	RC	Cell Layout	Terminal Shape	Base Hold	Pallet Qty
1	44B20L	35	187 X 127 X 200 (mm)	320	51	0	3	B00	90
2	44B20R	35	187 X 127 X 200 (mm)	320	51	1	3	B00	90
3	40B24L	38	237 X 128 X 200 (mm)	360	57	0	3	B00	72
4	40B24R	38	237 X 128 X 200 (mm)	360	57	1	3	B00	72
5	40B24LS	38	237 X 128 X 200 (mm)	360	57	0	1	B00	72
6	40B24RS	38	237 X 128 X 200 (mm)	360	57	1	1	B00	72
7	60B24L	44	237 X 128 X 200 (mm)	390	67	0	3	B00	72
8	60B24R	44	237 X 128 X 200 (mm)	390	67	1	3	B00	72
9	60B24LS	44	237 X 128 X 200 (mm)	390	67	0	1	B00	72
10	60B24RS	44	237 X 128 X 200 (mm)	390	67	1	1	B00	72
11	55D23L-BH	59	229 X 171 X 201 (mm)	500	96	0	1	B01	54
12	55D23R-BH	59	229 X 171 X 201 (mm)	500	96	1	1	B01	54
13	75D23L-BH	58	229 X 171 X 201 (mm)	550	94	0	1	B01	54
14	75D23R-BH	58	229 X 171 X 201 (mm)	550	94	1	1	B01	54
15	48D26L-BH	49	260 X 172 X 201 (mm)	410	77	0	1	B15	54
16	48D26R-BH	49	260 X 172 X 201 (mm)	410	77	1	1	B15	54
17	65D26L-BH	66	260 X 172 X 201 (mm)	550	109	0	1	B15	54
18	65D26R-BH	66	260 X 172 X 201 (mm)	550	109	1	1	B15	54
19	80D26L-BH	71	260 X 172 X 201 (mm)	590	119	0	1	B15	54
20	80D26R-BH	71	260 X 172 X 201 (mm)	590	119	1	1	B15	54
21	65D31L-BH	66	305 X 171 X 205 (mm)	550	109	0	1	B01	45
22	65D31R-BH	66	305 X 171 X 205 (mm)	550	109	1	1	B01	45
23	75D31L-BH	73	305 X 171 X 205 (mm)	590	123	0	1	B01	45
24	75D31R-BH	73	305 X 171 X 205 (mm)	590	123	1	1	B01	45
25	95D31L-BH	78	305 X 171 X 205 (mm)	640	133	0	1	B01	45
26	95D31R-BH	78	305 X 171 X 205 (mm)	640	133	1	1	B01	45
27	105D31L-BH	90	305 X 171 X 205 (mm)	730	158	0	1	B01	45
28	105D31R-BH	90	305 X 171 X 205 (mm)	730	158	1	1	B01	45
29	115D31L-BH	97	305 X 171 X 205 (mm)	780	173	0	1	B01	45
30	115D31R-BH	97	305 X 171 X 205 (mm)	780	173	1	1	B01	45
31	95E41R	97	409 X 170 X 211 (mm)	780	173	1	1	B00	30

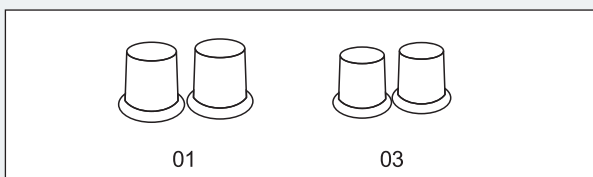
  

DIN BATTERIES									
Sr.No.	Model No.	AH	Dimension (mm, L x W x H)	CCA	RC	Cell Layout	Terminal Shape	Base Hold	Pallet Qty
32	DIN55L	53	242 X 175 X 190 (mm)	500	84	0	1	B13	54
33	DIN55R	53	242 X 175 X 190 (mm)	500	84	1	1	B13	54
34	DIN60L	57	242 X 175 X 190 (mm)	550	99	0	1	B13	54
35	DIN60R	57	278 X 175 X 190 (mm)	580	103	0	1	B13	54
34	DIN62L	61	242 X 175 X 190 (mm)	550	99	0	1	B13	54
35	DIN66L	63	278 X 175 X 190 (mm)	580	103	0	1	B13	48
36	DIN66R	63	278 X 175 X 190 (mm)	580	103	1	1	B13	48
37	DIN74L	71	278 X 175 X 190 (mm)	650	119	0	1	B13	48
38	DIN74R	71	278 X 175 X 190 (mm)	650	119	1	1	B13	48
39	DIN72L	66	278 X 175 X 175 (mm)	630	109	0	1	B13	48
40	DIN80L	78	315 X 175 X 190 (mm)	730	133	0	1	B13	36
41	DIN90L	90	353 X 175 X 190 (mm)	730	158	0	1	B09	36
42	DIN100L	101	353 X 175 X 190 (mm)	820	181	0	1	B09	36

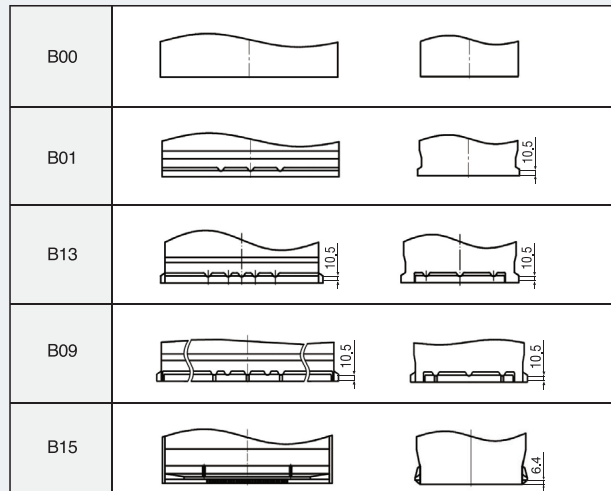
**Layout**



**Terminal Type**



**Base Hold Down**



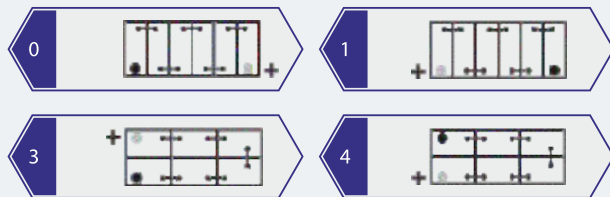
# AUTOMOTIVE BATTERY SPECIFICATION



**MADE IN INDIA**

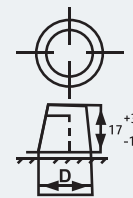
JIS BATTERIES									
Sr.No.	Model No.	AH	Dimension (mm, L x W x H)	CCA	RC	Cell Layout	Terminal Shape	Base Hold	Pallet Qty
1	44B20L	35	197 X 127 X 227 (mm)	332	54	0	T1	W & W/O BH	160
2	44B20R	35	197 X 127 X 227 (mm)	332	54	1	T1	W & W/O BH	160
3	40B24L	40	238 X 129 X 227 (mm)	250	40	0	T1	W/O BH	135
4	40B24R	40	238 X 129 X 227 (mm)	250	40	1	T1	W/O BH	135
5	40B24LS	40	238 X 129 X 227 (mm)	250	40	0	T1	W/O BH	135
6	40B24RS	40	238 X 129 X 227 (mm)	250	40	1	T1	W/O BH	135
7	60B24L	45	238 X 129 X 227 (mm)	410	71	0	T1	W/O BH	135
8	60B24R	45	238 X 129 X 227 (mm)	410	71	1	T1	W/O BH	135
9	60B24LS	45	238 X 129 X 227 (mm)	410	71	0	T2	W/O BH	135
10	60B24RS	45	238 X 129 X 227 (mm)	410	71	1	T2	W/O BH	135
11	55D23L	60	232 X 172 X 225 (mm)	500	100	0	T2	W & W/O BH	100
12	55D23R	60	232 X 172 X 225 (mm)	500	100	1	T2	W & W/O BH	100
13	75D23L	62	232 X 172 X 225 (mm)	420	105	0	T2	W & W/O BH	100
14	75D23R	62	232 X 172 X 225 (mm)	420	105	1	T2	W & W/O BH	100
15	48D26L	50	260 X 173 X 225 (mm)	340	76	0	T2	W & W/O BH	100
16	48D26R	50	260 X 173 X 225 (mm)	340	76	1	T2	W & W/O BH	100
17	55D26L	60	260 X 173 X 225 (mm)	500	100	0	T2	W & W/O BH	100
18	55D26R	60	260 X 173 X 225 (mm)	500	100	1	T2	W & W/O BH	100
19	65D26L	65	260 X 173 X 225 (mm)	510	104	0	T2	W & W/O BH	100
20	65D26R	65	260 X 173 X 225 (mm)	510	104	1	T2	W & W/O BH	100
21	80D26L	70	260 X 173 X 225 (mm)	600	120	0	T2	W & W/O BH	100
22	80D26R	70	260 X 173 X 225 (mm)	600	120	1	T2	W & W/O BH	100
23	65D31L	70	305 X 173 X 225 (mm)	510	126	0	T2	W & W/O BH	85
24	65D31R	70	305 X 173 X 225 (mm)	510	126	1	T2	W & W/O BH	85
25	75D31L	75	305 X 173 X 225 (mm)	580	137	0	T2	W & W/O BH	85
26	75D31R	75	305 X 173 X 225 (mm)	580	137	1	T2	W & W/O BH	85
27	95D31L	80	305 X 173 X 225 (mm)	650	140	0	T2	W & W/O BH	85
28	95D31R	80	305 X 173 X 225 (mm)	650	140	1	T2	W & W/O BH	85
29	105D31L	90	305 X 173 X 225 (mm)	750	155	0	T2	W & W/O BH	85
30	105D31R	90	305 X 173 X 225 (mm)	750	155	1	T2	W & W/O BH	85
31	115D31L	95	305 X 173 X 225 (mm)	750	155	0	T2	W & W/O BH	85
32	115D31R	95	305 X 173 X 225 (mm)	750	155	1	T2	W & W/O BH	85
33	95E41R	100	410 X 176 X 233 (mm)	640	182	1	T2	W/O BH	60
34	MF120	120	505 X 182 X 240 (mm)	680	228	4	T2	W/O BH	45
35	HMF150	150	508 X 222 X 257 (mm)	785	285	4	T2	W/O BH	32
36	MF 170	170	512 X 212 X 240 (mm)	810	290	4	T2	W/O BH	32
37	MF 190	190	508 X 222 X 240 (mm)	845	300	4	T2	W/O BH	32
38	HMF200	200	521 X 278 X 270 (mm)	950	421	4	T2	W/O BH	24
39	HMF200 (1150)	200	521 X 278 X 270 (mm)	1150	421	4	T2	W/O BH	24
40	MF 200 Z	215	521 X 278 X 242 (mm)	1010	380	4	T2	W/O BH	24
DIN BATTERIES									
41	DIN 44L	44	207 X 175 X 190 (mm)	360	65	0	T2	BH	120
42	DIN 44R	44	207 X 175 X 190 (mm)	360	65	1	T2	BH	120
43	DIN55L	55	243 X 175 X 190 (mm)	420	82	0	T2	BH	100
44	DIN55R	55	243 X 175 X 190 (mm)	420	82	1	T2	BH	100
45	DIN60L	60	243 X 175 X 190 (mm)	420	90	0	T2	BH	90
46	DIN62L	62	243 X 175 X 190 (mm)	420	90	0	T2	BH	90
47	DIN62R	62	243 X 175 X 190 (mm)	420	90	1	T2	BH	90
48	DIN66L	66	278 X 175 X 190 (mm)	510	105	0	T2	BH	90
49	DIN66R	66	278 X 175 X 190 (mm)	510	105	1	T2	BH	90
50	DIN74L	74	278 X 175 X 190 (mm)	570	115	0	T2	BH	90
51	DIN74R	74	278 X 175 X 190 (mm)	570	115	1	T2	BH	90
52	DIN80L	80	313 X 175 X 190 (mm)	750	157	0	T2	W/O BH	75
53	DIN90L	90	353 X 175 X 190 (mm)	800	160	0	T2	W/O BH	60
54	DIN100L	100	353 X 175 X 190 (mm)	750	176	0	T2	W/O BH	60
55	DIN 170	170	513 X 223 X 223 (mm)	940	356	3	T2	W/O BH	24
56	DIN180	180	513 X 223 X 223 (mm)	940	356	3	T2	W/O BH	24
57	DIN225L	225	518 X 275 X 244 (mm)	1050	415	3	T2	W/O BH	24
EFB BATTERIES									
58	EFB 44B20	35	197 X 127 X 227 (mm)	280	0,1		T1	W & W/O BH	160
59	EFB 60B24	45	238 X 129 X 227 (mm)	380	0,1		T1	W/O BH	135
60	EFB 55D23	60	232 X 172 X 225 (mm)	470	0,1		T2	W & W/O BH	100
61	EFB 48D26	50	260 X 173 X 225 (mm)	420	0,1		T2	W & W/O BH	100
62	EFB 80D26	70	260 X 173 X 225 (mm)	590	0,1		T2	W & W/O BH	100
63	EFB 105D31	90	305 X 173 X 225 (mm)	720	0,1		T2	W & W/O BH	85
64	EFB MF100	100	410 X 176 X 233 (mm)	680	0,1		T2	W/O BH	60
65	EFB MF120	120	505 X 182 X 240 (mm)	780	3,4		T2	W/O BH	45
66	EFB DIN44	44	210 X 175 X 190 (mm)	360	0,1		T2	BH	120
67	EFB DIN55	55	243 X 175 X 190 (mm)	430	0,1		T2	BH	100
68	EFB DIN60	60	243 X 175 X 190 (mm)	470	0,1		T2	BH	100
69	EFB DIN72	72	278 X 175 X 175 (mm)	560	0,1		T2	BH	90
70	EFB DIN80	80	313 X 175 X 190 (mm)	750	0		T2	W/O BH	75
71	EFB DIN100	100	353 X 175 X 190 (mm)	800	0		T2	W/O BH	60
72	EFB DIN150	170	513 X 224 X 220 (mm)	850	3,4		T2	W/O BH	24
73	EFB DIN170	170	513 X 224 X 220 (mm)	900	3,4		T2	W/O BH	24
74	EFB DIN200	200	521 X 278 X 242 (mm)	950	3,4		T2	W/O BH	24
75	EFB DIN225	225	518 X 275 X 244 (mm)	1050	3,4		T2	W/O BH	24

### • Key to Battery Layout



The CCA Values are at service gravity  $1.280 \pm 0.001 @ 27^\circ \text{C}$

### • Terminals



Types of Terminals	Tip Diameter (F.D)	
	Positive (mm)	Negative (mm)
T1	14.70 -0.3	13.00 -0.3
T2	19.50 -0.3	17.90 -0.3

## MAINTENANCE



01. The battery should be charged if it is kept idle for more than three months.



02. The vent holes on both sides of the battery upper cover or on the vent plug should be checked regularly. Keep the holes from being blocked by dust and ice water to avoid poor exhaust, shell deformation and burst.



03. The battery can't be used any more if the battery terminals are burned.

04. Test the reserved capacity firstly during the test of battery performance.



05. For batteries with indicator, if the indicator turns white during use, it may caused by the bubbles around the indicator ball. Shake the battery carefully, if the indicator turns green, it means the battery can still be used. If the indicator keeps white, the battery is in lack of electrolyte. Then the battery should be replaced.



06. Don't use the electric equipments in the car for a long time if the car generator is not working, like the lamps, air conditioners and audio. Otherwise the battery will deeply discharge. The battery lifetime will be reduced, and the car may can't be started.

07. Usually it takes 3 to 5 seconds to start a car at first time. The restarting should be at intervals of more than 15 seconds. If the car fails to be started after many times, you need to check if there is any damage on the battery or the circuit. This situation usually happens in winter.

08. We can't avoid the natural electric lose caused by the vehicle load. So if the car will be parked for more than 10 days, pls break the negative connection wire of the battery to avoid electric lose caused by the vehicle load and deep discharging.





[www.eastmanworld.com](http://www.eastmanworld.com)  
[marketing@eastmanworld.com](mailto:marketing@eastmanworld.com)

**AMPS MIDDLE EAST FZ LLC**  
#703 - 704, 7TH Floor, Deira Twin Tower,  
Baniyas Square, Deira, Dubai (UAE)

**EASTMAN AUTO & POWER LTD.**  
ASF Towers, 249, Udyog Vihar Phase-4,  
Gurugram, Haryana-122016, India

**GUANGDONG EASTMAN NEW ENERGY CO., LTD**  
#1602, Meilan business centre,  
Intersection of Xixiang Avenue and  
Qianjin Second Road, Bao'an, District,  
Shenzhen-518102, China

Follow us on »

© @eastman\_world 📺 @EastmanWorld 📺 @EastmanWorld